

PCR Kit Quality Control Certificate

Pathogen
<i>Pectobacterium astrosepticum</i>

Table 1: Concentration in ng/μL of the sample control and its dilutions.

	1	2	3	4	5	6	7	8
	1×10^{-1}	1×10^{-2}	1×10^{-3}	1×10^{-4}	1×10^{-5}	1×10^{-6}	1×10^{-7}	1×10^{-8}
N° of copies	1×10^8	1×10^7	1×10^6	1×10^5	1×10^4	1×10^3	1×10^2	1×10^1

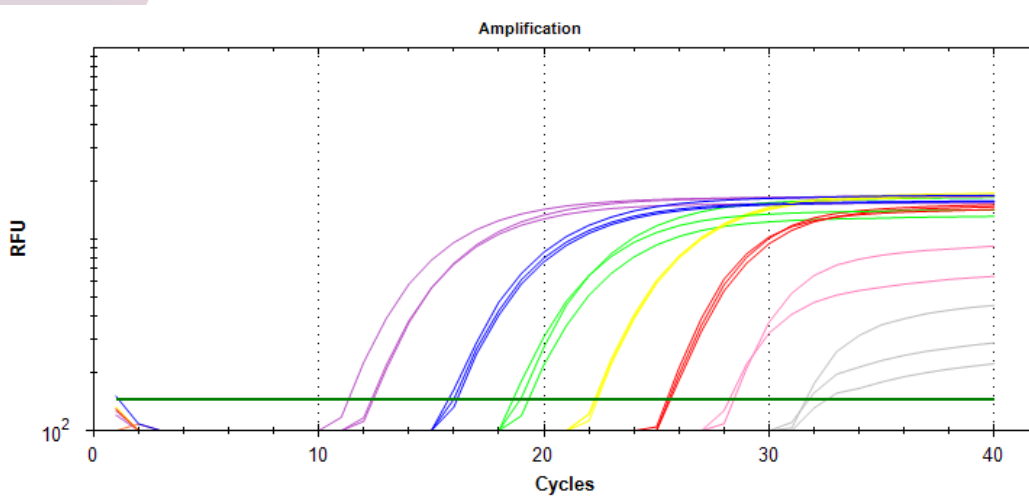


Figure 1: Logarithmic amplification curves for *Pectobacterium astrosepticum*

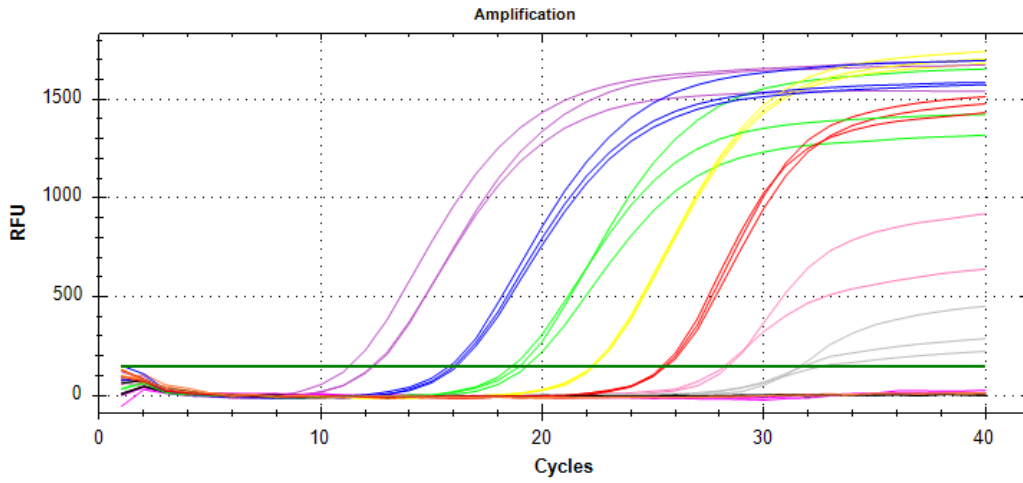


Figure 2: Standard amplification curves for *Pectobacterium astrosepticum*

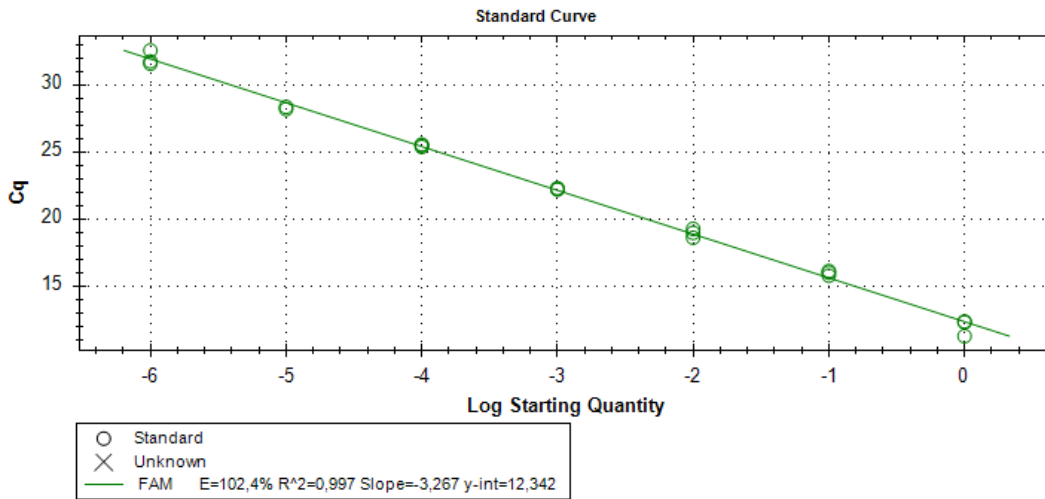


Figure 3: Standard curve for *Pectobacterium astrosepticum*

Summary of Ct values

Table 2: Ct values obtained for each dilution of the sample control.

Target Name	Sample Name	Reporter	Ct values
<i>Pectobacterium astrosepticum</i>	1	FAM	12,29
	2	FAM	16
	3	FAM	18,6
	4	FAM	22,3
	5	FAM	25,56
	6	FAM	28,2
	7	FAM	32,58
	8	FAM	-
	Negative Control	FAM	Undetermined

Certificate validated by:

BQ. Benjamín Catalán - BQ. Rodrigo Iturra Barra
Quality Control Managers